

JIFFY REEFING

P-323

Aft Reefing Line, Clew

With Aft Reefing Line Only

Cheek block stbd. side,  
eye strap (dead end for line)  
port side




DIAGRAM A

1. Slacken Main Sheet - Trim Topping Lift to Support Boom
2. Release Halyard and Left Sail Partially Down Slip
3. Reefing Cringle Onto Tack Hook at Gooseneck (Diag. B)
4. Re-Trim Main Halyard




DIAGRAM B

5. Tighten Aft (Clew) Reefing Line Until,
6. Leech Cringle is Drawn Down to Boom (Diag. C)
7. Cleat Aft Reefing Line.

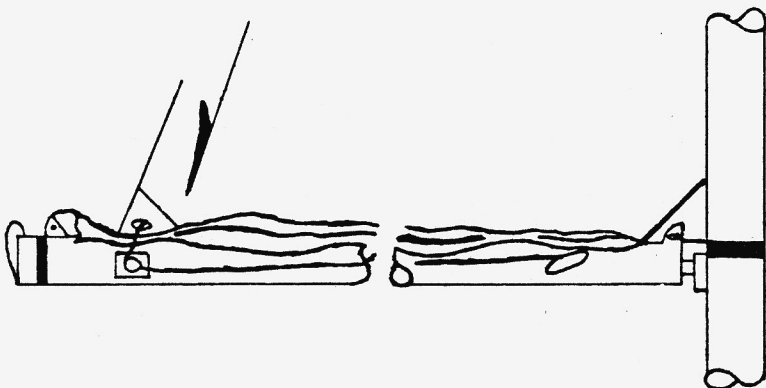


DIAGRAM C

8. Re-Trim Main Sheet

NOTE: Operation for second reef is the same as for the first reef.